

# Energy Pyramids and the aura

We are often asked for the effects of the Energy Pyramids. For us it is more important that you trust in your own feelings and impressions than in measuring results. But for people who are not that sensitive it can be very helpful to consider other proofs like aura or kirlian photography.

We have taken a series of aura photos, which show a very interesting result. In and around our institute several Energy Pyramids are placed. It would have been impossible to get independent results. So we visited the owner of the aura camera at home, which was a stressful car ride of 240 kilometers. First we took a series of photos of me and my wife and our two children. After that we build up an Energy Pyramid Model B, placed it correctly and than did the photographs again. Although the room was contaminated by electrosmog and time was very short for the Energy Pyramid to develop it's energy field, the results are interesting. At home again I had a channeling session with Horus (07.11.1997).

After that I read the book "Aura Awareness" and found that Horus' medial messages match very well with the ideas in the book.

The most significant result is indubitable the green color, which can be seen in all photos if Energy Pyramid B was used before. In the book you can read that this is a proof of harmonizing processes and a balance of energy. It can also be a sign of the beginning interference suppression of the electrosmog.

**Image 1** shows me with a reduced energy field, stressed and strained by the car ride. Then we took the photos of the other three persons. For about 10 minutes I did a relaxation exercise out of my "**Energytraining**". As you can see, my method works very well. From a therapist who works with the auracamera for many years, we know that it is normally impossible to get from the stressed und exhausted state (**Image 1**) to an energized state (**Image 2**) in only 10 minutes.

Comments by the light being **Horus**, who initiated the invention of the Energy Pyramids:

*"The **luminous red corona** around the other colors shows that you are active inside and that you repulse external influences. **Purple colors** always show a relation to super-nal worlds. They show that somebody is leaving the normal perception. The **violet colors** at your right arms show that*

*you all work mentally and reach the spiritual world. You are in permanent contact with the spiritual world."*

The **violet spots** at the right arm show that we all continually emit spiritual energy into the outside world.

**Horus: "(Image 1) Dark red** is a sign of aggression and egocentricity. **Light red** shows great activity. **Orange** indicates that you want to be creative, suppressed feelings that cannot be expressed. If you learn to express them, it turns into a **deep yellow**. If there is a changeover to **light yellow**, it's an internal change to more reflection. Harald shows an overexuberant activity (**Image 2**). **Green colors** show healing and harmonizing processes (**Image 3**)."



After placing the Energy Pyramid and taking the photographs again after a few minutes, there were green colorations in every person's aura. (**Images 3/5/9**). Tobias' (10 years old) photo also shows a white stripe and a strong blue coloration on the left side. In Celina's (9 years old) photo you can see the blue corona. Tobias at the arrival (**Image 4**): very active, curious, after the use of the Energy Pyramid strong mental activity (**Image 5**).

**Horus: "When Tobias disappears behind an energy cloud**, he wants to show what he can do (**Image 4**). **Light blue** shows that he uses the Energy Pyramid to analyse himself. **Green (Image 5)** brings the equilibrium of inside and outside, of spirit and soul, of emotions and aggressions. Celina (**Image 6**) doesn't want to get scanned, she wants to develop secretly, that's the reason for the subdued colors. She only shows that she is there. **Light green** shows the changeover from activity to relaxation, from tension to recreation. **Dark green** shows that mental processes release, that stress disappears and inner silence comes.

*The **changeover from green to blue** shows that thoughts calm down. Nervousness disappears. The **light blue spot** at the neck shows that intuition is activated. The 5. chakra opens."*

Celina's **light blue corona** shows that her energy flows into the mental area. The energy in the 5. chakra and the outward flow of the spiritual energy at the right arm has increased. (**Image 7**)

**Horus: "Verena wanted to show changes and she succeeded. Reaching such strong fluctuations is only possible by using an Energy Pyramid in combination with mental training (Images 8-10). The fine **yellow energy stripes** beside her head (Images 9/10) show that there were changes just in the photo, an influence on the exposed image by Verena. A sign of high activity. The **blue violet field at the right shoulder** shows a high dynamic in the active life."**




We also took some kirlian photos:

**Image 11:** Without the influence of an Energy Pyramid the feet have a bad energy state, according to this the person has a bad circulation and cold feet.

**Image 12:** The person placed his feet under and his hands over an Energy Pyramid Model B for 3 minutes. The energy flow in the meridians from the body into the feet has been improved a lot. The person has got warm feet now.

The images prove that we work with very efficient methods. If used consistently Energytraining (an intensive training method that I developed out of my practice of Kundalini Yoga) and the Horus Energy Pyramids are a precious assistance in life.



© D. Harald Alke  
Kyborg Institute & Publishing

